

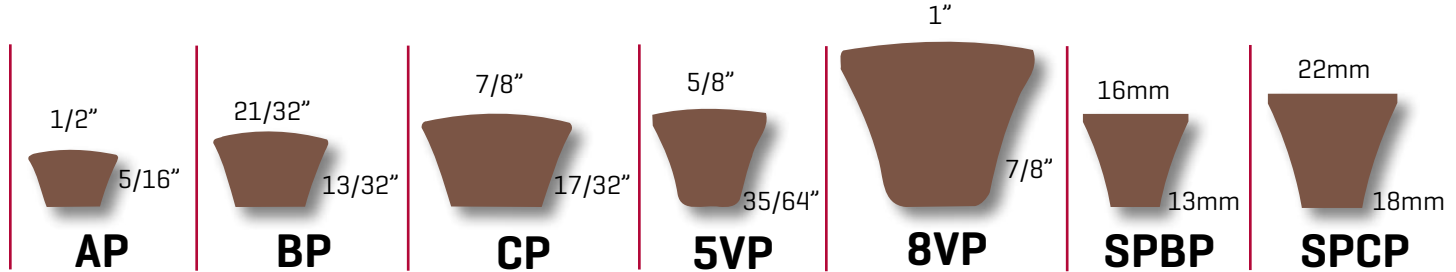


BELT I.D. CHART

For comprehensive product information see Gates Industrial Power Transmission Systems Catalog No. 19993

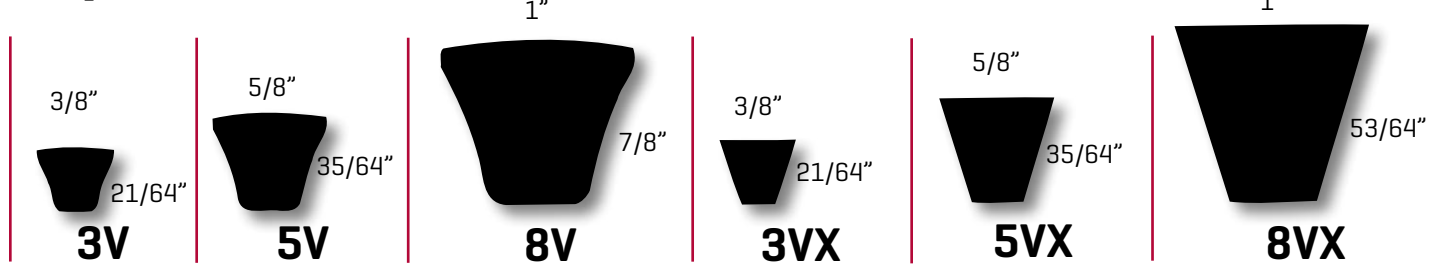
Single V-Belts

Predator® V-Belts



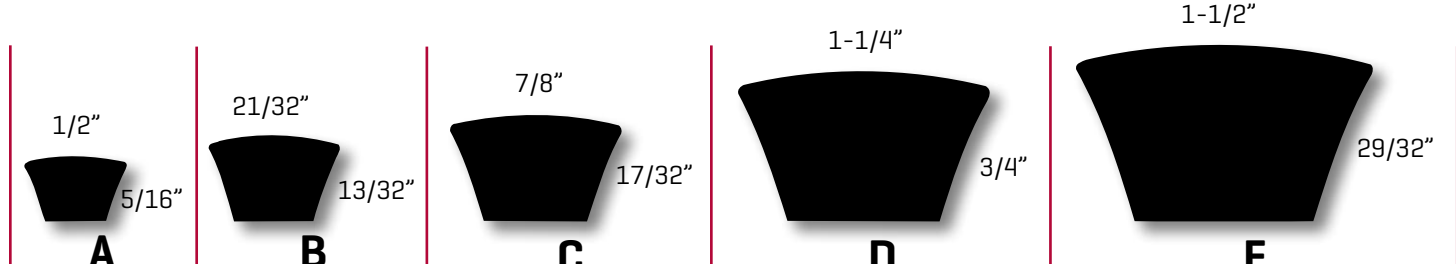
Aramid tensile cords provide superior service on high impact, shock-loaded drives.

Super HC® V-Belts



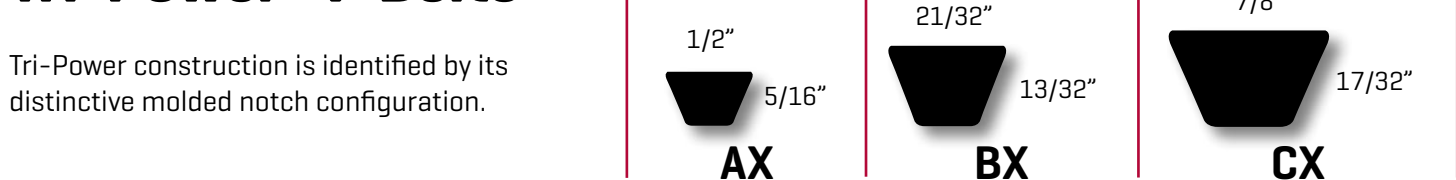
Combine cross section designation with Outside Circumference [O.C.] to the nearest whole number, plus a zero to determine Belt Part Number. Example: 5/8" top width 5VX belt with 80" O.C. equals 5VX800 V-Belt. X designates molded notch construction.

Hi-Power® II V-Belts



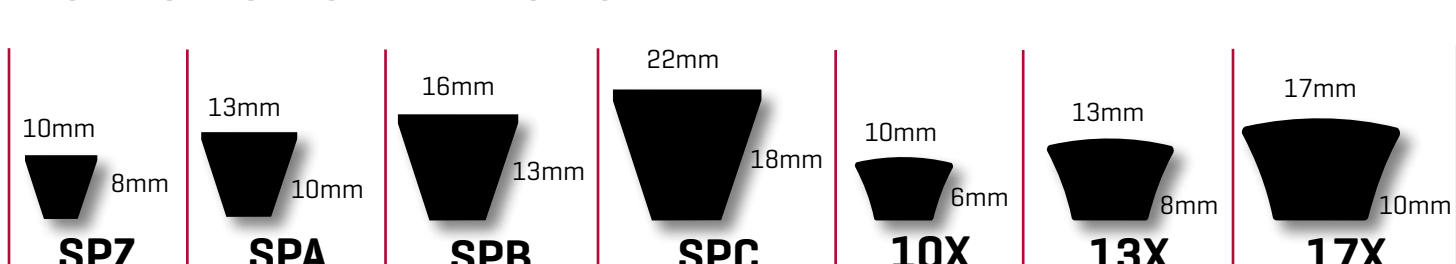
Combine cross section plus Inside Circumference [I.C.] to determine Belt Part Number. To calculate I.C., subtract the following values from the O.C.:
 Cross Section A B C D E
 Subtract from O.C. 2" 3" [Above 210", 1.0"] 4" [Above 210", 2.0"] 5" [Above 210", 3.0"] 7" [Above 210", 4.0"]
 DUBL-V belts are available in AA, BB, CC and DD cross sections.

Tri-Power® V-Belts



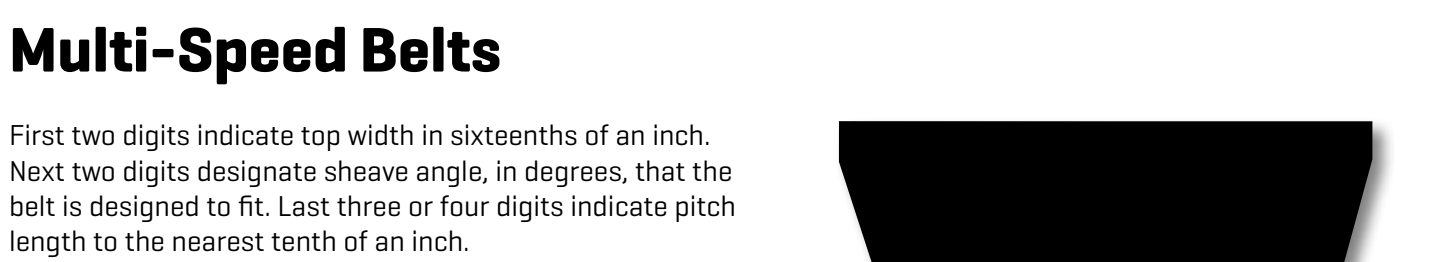
Tri-Power construction is identified by its distinctive molded notch configuration.

Metric Power™ V-Belts



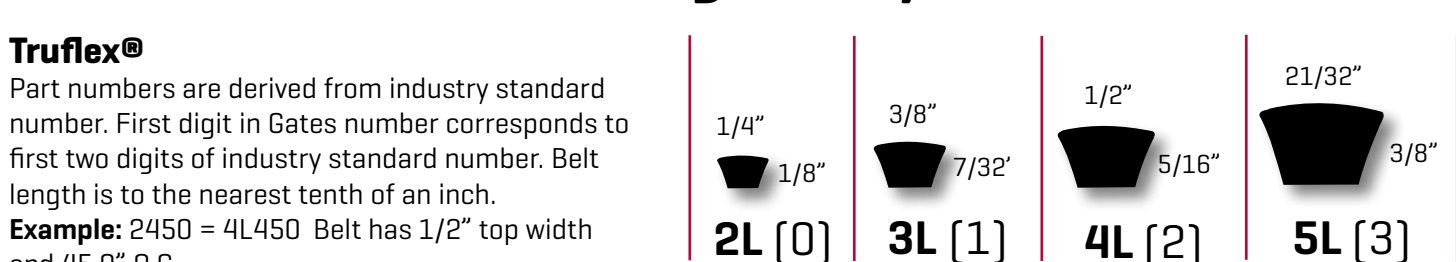
Molded notch construction is available in lengths under 3,000mm only.

Multi-Speed Belts




First two digits indicate top width in sixteenths of an inch. Next two digits designate sheave angle, in degrees, that the belt is designed to fit. Last three or four digits indicate pitch length to the nearest tenth of an inch.
Example: 2326V310 Belt
 23 Top Width in 16ths of an inch: 23/16" = 1-7/16" | 26 Sheave Angle in Degrees [26] | V Multi-Speed | 310 Pitch Circumference to the nearest 10th inch: 31.0"

Truflex® & PowerRated® Light Duty V-Belts



Part numbers are derived from industry standard number. First digit in Gates number corresponds to first two digits of industry standard number. Belt length is to the nearest tenth of an inch.
Example: 2450 = 4L450 Belt has 1/2" top width and 45.0" O.C.



First two digits indicate belt top width. 67 = 3/8", 68 = 1/2", 69 = 21/32"
 Last two digits indicate length in inches.
Example: 6823 Belt has a 1/2" top width and a 23" O.C.

PowerBand® Joined Belts

Made by joining two or more single V-Belts with a permanent, high strength tie-band. PowerBand belts prevent turn-over or jumping off the sheave problems associated with heavily shock loaded drives using individual belts. PowerBand belts use the same system of size and length designation as individual belts.

Predator® PowerBand® Belts



Available in CP, 3VP, 5VP and 8VP sections.

Super HC® & Super HC® Molded Notch PowerBand® Belts



Available in 3V, 3VX, 5V, 5VX and 8V sections.

Hi-Power® II PowerBand® Belts



Available in A, B, C and D sections.

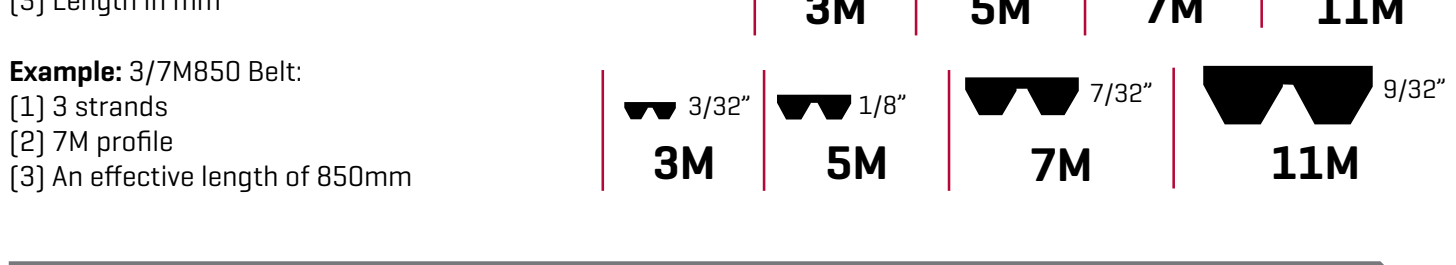
Micro-V® Belts



Identified by a three-part system consisting of:
 (1) A standard length designation
 (2) Cross Section
 (3) Number of ribs

Example: 780L12 Belt
 (1) An effective length of 78"
 (2) L cross section
 (3) 12 ribs wide

Polyflex® and Polyflex® JB® Belts




Identified by a three-part system consisting of:
 (1) Number of Strands
 (2) Top width of belt in mm
 (3) Length in mm


Example: 3/7M850 Belt:
 (1) 3 strands
 (2) 7M profile
 (3) An effective length of 850mm

Round Belts

Round Endless



Power Round™ Heavy-Duty Construction



Synchronous Belts

All synchronous belts are identified in a similar manner, in either English or metric units. Belts are identified by:
 1. **Pitch:** Distance in inches or millimeters between two adjacent tooth centers as measured on the belt pitch line.
 2. **Pitch Length:** Total length (circumference) in inches or millimeters as measured along the pitch line. It is equal to the pitch multiplied by the number of teeth in the belt.
 3. **Width:** Always width as the last part of the size designation. Denotes width in inches or millimeters.

Poly Chain® GT® Carbon™ Belts

Examples: 8MG-640-12 Belt 8MX-22S-12 GT2 Sprocket

Standard Widths (mm)	A	B	C
8mm	12, 21	8mm	5.9mm
	36, 62	.315 in.	.233 in.
14mm	20, 37	14mm	10.2mm
	68, 90, 125	.552 in.	.401 in.

Note: Gates recommends that Poly Chain® GT® Carbon™ belts run only in Poly Chain® GT®2 sprockets when used for new applications. Gates recommends that Poly Chain® GT® Carbon™ belts be used for replacement belts in Poly Chain® GT®2 sprockets.

PowerGrip® GT®2 Belts

Examples: 640-8MG-20 Belt P22-8MG-20 1108 Sprocket | 5MR-300-09 Belt P18-5MG-15 Sprocket

Standard Widths (mm)	A	B	C
8mm	4, 6, 9	2mm	1.52mm
		.0787 in.	.060 in.
3mm	6, 9, 15	3mm	2.41mm
		.1181 in.	.095 in.
5mm	9, 15, 25	5mm	3.81mm
		.197 in.	.150 in.
8mm	12, 20, 30	8mm	5.59mm
	50, 85	.315 in.	.220 in.
14mm	40, 55, 85	14mm	9.91mm
	115, 170	.552 in.	.390 in.

Note: PowerGrip® GT®2 belts must be used with PowerGrip® GT®2 sprockets for new designs. **Note:** 8mm and 14mm pitch PowerGrip® GT®2 belts can be used to replace non-Gates curvilinear belts in most instances. Reference gates.com/interchange for specific interchange information.

**5mm pitch also available in Poly Chain® construction. See Catalog No. 19993.

PowerGrip® HTD® Belts

Examples: 350-5M-15 Belt P28-5M-15AL Sprocket

Standard Widths (in.)	A	B	C
3mm	6, 9, 15	3mm	2.41mm
		.1181 in.	.095 in.
5mm	9, 15, 25	5mm	3.81mm
		.197 in.	.150 in.
20mm	115, 170	20mm	13.2mm
	230, 290	.787 in.	.520 in.
	340		.330 in.

PowerGrip® Timing Belts

Examples: 210L100 Belt TL18L100 Pulley

Standard Widths (in.)	A	B	C
MXL	1/8, 3/16	2.03mm	1.14mm
	1/4	.080 in.	.045 in.
XL	1/4, 3/8	5.08mm	2.29mm
		.200 in.	.090 in.
L	1/2, 3/4	9.53mm	3.60mm
	1	.375 in.	.140 in.
H	3/4, 1	12.70mm	4.10mm
	1-1/2, 2, 3	.500 in.	.160 in.
XH	2, 3, 4	22.23mm	11.20mm
		.875 in.	.440 in.
XXH	2, 3, 4, 5	31.75mm	15.70mm
		1.250 in.	.620 in.

PowerGrip® Twin Power® Belts

Example: TP800H100 Belt

Twin Power® PowerGrip® Timing Belts

Standard Widths (mm)	A
XL	1/4, 3/8
	5.08mm
	.200 in.
L	1/2, 3/4
	9.53mm
	.375 in.
H	3/4, 1
	12.70mm
	.500 in.

Timing

GT®2

Example: TP1200-8MG-20 Belt [GT2]

Twin Power® PowerGrip® GT®2 Belts

Standard Widths (mm)	A
3mm	6, 9, 15
	.118 in.
5mm	9, 15, 25
	.197 in.
8mm	20, 30, 50
	.85 in.
14mm	40, 55, 85
	1.15, 170
	.552 in.

Synchro-Power® Polyurethane Belts

Example: T5-270-8

Synchro-Power® Belts

A	
T2.5	2.5mm
	.098 in.
T5	5mm
	.197 in.
T10	10mm
	.394 in.
AT5	5mm
	.197 in.
AT10	10mm
	.394 in.
DT5	5mm
	.197 in.
DT10	10mm
	.394 in.

Timing

Metric

Example: 270H075U

Synchro-Power® Timing Belts

A	
MXL	2.03mm
	.080 in.
XL	5.08mm
	.200 in.
L	9.53mm
	.374 in.
H	12.70mm
	.500 in.

Long-Length Belting

PowerGrip® and Poly Chain® Belting

Poly Chain GT Carbon [Carbon]	8mm and 14mm	PowerGrip GT2 [Steel]	5mm and 8mm
PowerGrip GT2 [Fiberglass]	2mm, 3mm, 5mm and 8mm	PowerGrip HTD [Steel]	14mm
PowerGrip HTD [Fiberglass]	3mm, 5mm, 8mm and 14mm	PowerGrip Timing [Steel]	H
PowerGrip Timing [Fiberglass]	MXL, XL, L and H		

Notes: Minimum order quantity - 50ft. fiberglass construction, 98 ft. steel construction, 50 ft. Poly Chain GT Carbon construction. Refer to Catalog No. 19993 for widths.

Gates Mectrol® Polyurethane Belting

Available in: T5, AT5, T10, AT10, T20, HTD5, HTD8, HTD14, STD5, STD8, XL, L, H, XH
 Available with: Nylon tooth and/or back. Polyurethane, Rubber, Foam, PVC, and Special Backings.
 Contact Gates Mectrol 800.394.4844

Warning: Do not use Gates belts, pulleys, or sprockets on any aircraft propeller or motor drive systems or in-flight accessory drives. Gates products are not designed or intended for aircraft use.